

Manual Supplement

Manual Title: 1625 Users
Print Date: January 2006
Revision/Date:

Supplement Issue: **5**
Issue Date: 6/12
Page Count: 3

This supplement contains information necessary to ensure the accuracy of the above manual. This manual is distributed as an electronic manual on the following CD-ROM:

CD Title: 1625
CD Rev. & Date: 3/2006
CD PN: 2634495

Change #1

On page 3, Table 1, replace the second **Description** entry with the following:

Earth ground Tester – Fully Loaded (Included manual, 2 leads and 2 clips, ES162P4, EI-1625)

Change #2

On page 44, replace Figure 15 with the following:

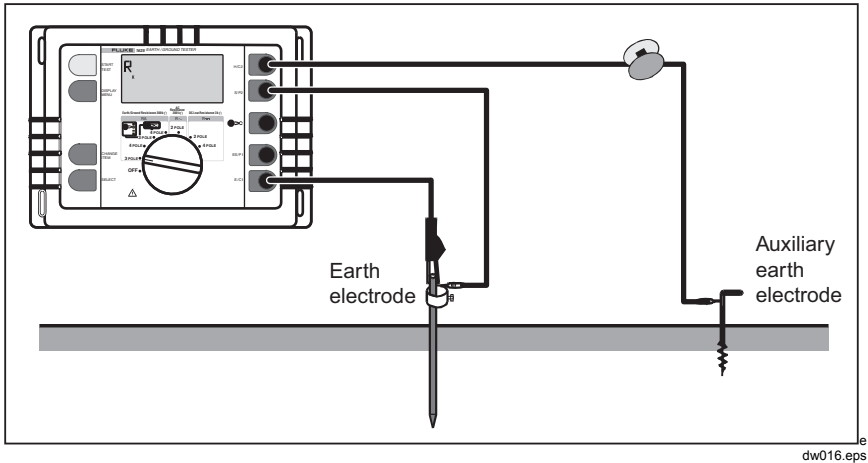


Figure 15. Compensation of Earth Electrode Connecting Lead

Change #3

On page 10, replace Figure 3 the following:

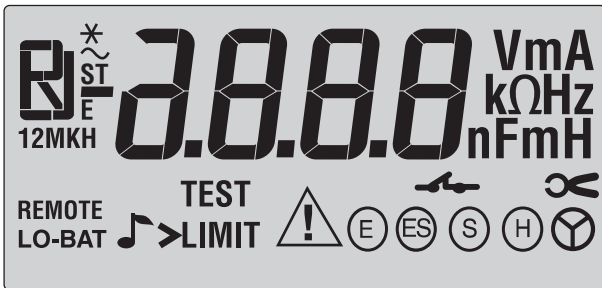
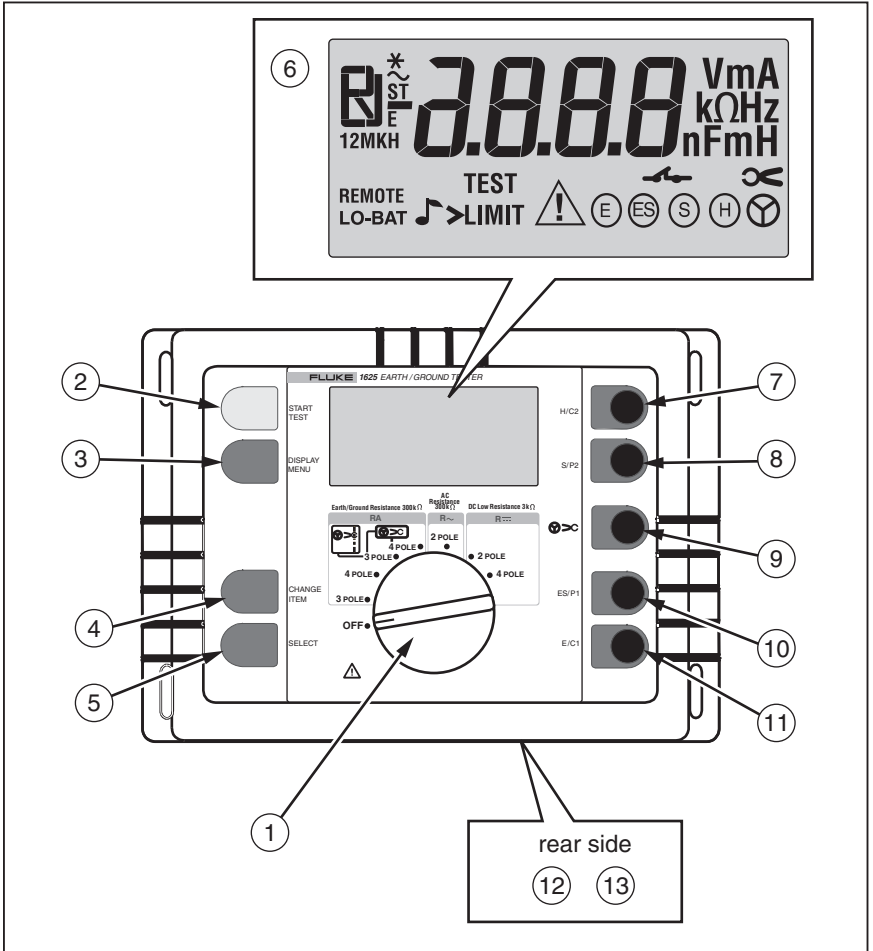


Figure 3. Display

On page 21, replace Figure 4 with the following:



edw006.eps

Figure 4. Operating Elements

On page 23, replace Figure 5 with the following:

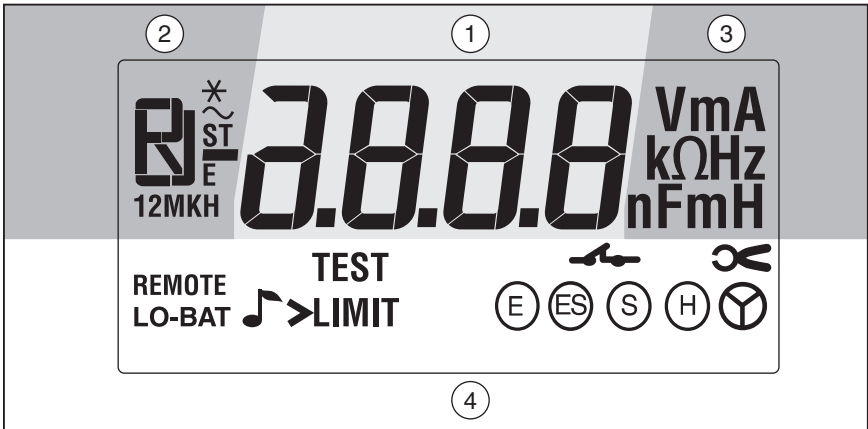


Figure 5. Display Elements

edw008.eps

Change #4

On page 20, replace the first paragraph with the following:

Compensation of Lead Resistance (R_K)

Compensation of lead resistance (R_K) can be switched on in functions R_E 3pole, R_E 3pole ∞ , R_{\sim} , and R_{∞} 2pole

Change #5

On page 53, replace the Note with:

Note

Once a CODE has been entered, all subsequently programmed values can only be changed after entering the CODE number. Once a "CODE" has been entered, it cannot be erased or changed unless it is known. Therefore note down your personal "CODE" here.