

# metrix®

## Bench-top Multimeters 6,000 and 60,000 counts

### MX 5006

### MX 5060



1000 V CAT III



## Simple and effective for your laboratories...

- Error-free current measurement up to 10 A thanks to the single A terminal
- TRMS AC+DC and up to 60,000 counts displayed with 100 kHz bandwidth
- Measurement stability with the  $V_{LowZ}$  calibre which eliminates spurious voltages
- Measurement stability on variable speed drives with the 300 Hz PWM filter
- Recording and monitoring of the signed Min, Max and Peak values
- Compliance with IEC 61010 1000 V CAT III double insulation, optimized safety



metrix® A Brand of

**CHAUVIN  
ARNOUX**  
GROUP



## Versatile, communicating multimeters

Designed for operation in total safety, the MX 5006 & MX 5060 TRMS multimeters can be used for a wide variety of applications in the electrical engineering and electronics sectors. With their measurement ranges and the multiple possible combinations, they are particularly versatile.

The table below shows all the functions which you can apply (or not) to the measurements in order to broaden their scope.

Measurement type / Functions	Max Min	Peak ±	ΔREL	0	Range		HOLD	PWM filter
					Auto	Manual		
V <sub>LowZ</sub> voltage	●	●	●	In ΔREL mode only	●	●	●	●
AC voltage								
AC+DC voltage	●							
Current (A)								
Voltage VDC	●		●	●	●	●	●	
Current ADC								
Voltage 60 mVDC	●		●	●		●	●	●
Voltage 60 mVAC	●	●	●	In ΔREL mode only		●	●	●
Voltage 60 mVAC+DC								
Temperature	●		●		●	●	●	
Resistance	●		●		●	●	●	
Capacitance	●		●		●	●		
Frequency	●		●		●	●		
Period 1/F					●	●		
Continuity					●	●		
Diode test					●	●	●	

## Ergonomics

These laboratory multimeters are stackable, but are also equipped with a multi-directional stand. Designed on the basis of Transflective LCD technology, **their large 16 mm display is exceptionally easy to read.** As a result, the MX 5060 offers 60,000 measurement counts with a double backlit display and a bargraph with central zero.




The screen (450 x 890 mm) contains 4 display areas:

- double digital display of the values measured
- display of the units
- display of the symbols
- analogue display via the 61-segment bargraph

The multi-directional stand ensures that it is easy to read on your bench-top. The coloured front panel of the MX 5006 & MX 5060 enables quick identification of the main and secondary functions (yellow).

*For greater simplicity and to save space, the power cable is stowed by winding around the multimeter's feet.*



## All the quantities for electronics...

These multimeters are equipped with all the functions required for electronics applications: direct current, resistances, frequency, peak voltages, RMS values, etc. With their 100 kHz bandwidth for VDC, their 60 mV calibre and the MX 5060's  $\mu$ V resolution, these bench-top multimeters perform all the measurements with an accuracy comparable to handheld 0.05%R VDC multimeters.

## 600 V CAT IV & 1,000 V CAT III electrical engineering applications

Due to their high level of electrical safety, the MX 5006 and MX 5060 can be used for multiple applications:

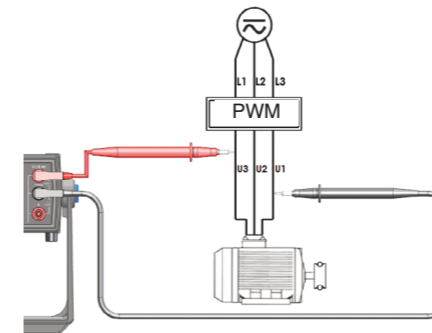
- > Measurements on household appliances, power sockets, handheld tools and similar equipment.
- > Measurements on switchboards, circuit-breakers, disconnectors, junction boxes, etc.
- > Measurements on electrical equipment or other industrial appliances connected to the fixed installation.
- > And even measurements on equipment installed upstream of the main circuit-breaker for a building.



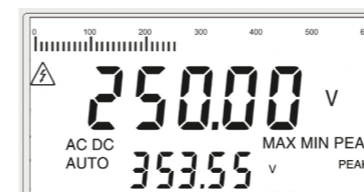

## Applications on variable speed drives

The MX 5006 & MX 5060 both offer the main functions required for measurements on variable speed drives.

- >  $V_{LowZ}$  low impedance to avoid the problem of "spurious" voltages.
- > A 4th-order low-pass filter (300 Hz cut-off frequency) for stable measurements by eliminating the noise usually present on PWM variable speed drives.



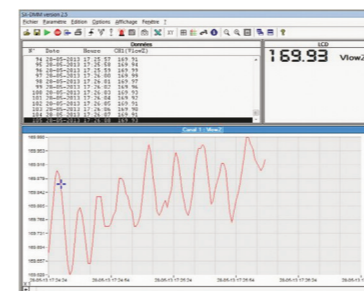
Example: voltage measurement on a variable speed drive



## Monitoring

The Min/Max/Peak monitoring key triggers measurement of the following values: the highest and the lowest of the RMS measurement. Simple and effective for viewing a signal before recording it, it is possible to select each quantity by successively pressing this key.

- > Min/Max at approx. 100 mV
- > Peak± over 1 ms (Fmax = 1 kHz)



## Recording

Installed on a PC, the SX-DMM2 software can be used to process the measurements. It provides time/date-stamped recordings of the values measured and displays the signal on the PC. All the data processed in this way can be transferred into a spreadsheet very simply.

## Temperature

The MX 5006 & MX 5060 measure temperature with a K thermocouple over a very wide measurement range (from -60 °C to +1200 °C). To obtain the ambient temperature linked to the measurements in progress, simply short-circuit the inputs and the instrument will display the ambient temperature directly (in °C or °F).

Chauvin Arnoux® offers a wide range of K thermocouple sensors: made of stainless steel with or without extensions, bendable, for flat surfaces or for penetrating in certain substances (pasty, liquid, etc.).





TECHNICAL SPECIFICATIONS		MX 5060 *			MX 5006		
<b>DC, AC and AC+DC voltages</b>							
Range	60 mV*	600 mV	6 V	60 V	600 V	1000 V	
Resolution*	0.001 mV	0.01 mV	0.0001 V	0.001 V	0.01 V	0.1 V	
DC accuracy		0.05%			0.09%		
AC and AC+DC bandwidth			100 kHz				
AC and AC+DC basic accuracy		0.5%			0.8%		
V <sub>LowZ</sub> AC basic accuracy (520 kΩ)		0.5%			1.2%		
<b>DC, AC and AC+DC current</b>							
Range	6000 μA	60 mA	600 mA	6 A	10 A / 20 A (30 s max)		
Resolution*	0.1 μA	0.001 mA	0.01 mA	0.0001 A	0.001 A		
DC accuracy			0.8%				
AC and AC+DC bandwidth		20 kHz			10 kHz		
AC and AC+DC accuracy			1%				
<b>Frequency</b>							
Frequency range	60 Hz	600 Hz		6 kHz	60 kHz		
Resolution*	0.01 Hz	0.1 Hz		1 Hz	10 Hz		
<b>Resistance and continuity</b>							
Range	600 Ω	6 kΩ	60 kΩ	600 kΩ	6 MΩ	60 MΩ	
Resolution*	0.01 Ω	0.1 kΩ	0.001 kΩ	0.01 kΩ	0.0001 MΩ	0.001 MΩ	
Basic accuracy		0.2%			0.4%		
Protection			1,000 V electronic protection				
Audible continuity detection			600 Ω SIGNAL <30 Ω +/-5 Ω < 5V				
<b>Diode test</b>							
Voltage measurement			3 V, resolution 1 mV + Buzzer <40 mV ±10 mV				
<b>Capacitances</b>							
Range	6 nF	60 nF	600 nF	6 μF	60 μF	600 μF	6 mF 60 mF
Resolution	0.001 nF	0.01 nF	0.1 nF	0.001 μF	0.01 μF	0.1 μF	1 μF 10 μF
<b>K thermocouple temperature</b>							
Operating range			-200 °C to +1,200 °C				
Accuracy / Resolution			0.5% R / 0.1 °C				
<b>Other functions</b>							
Min/Max/Peak ±			On all positions measured				
ΔREL			MEM relative value on secondary display subtracted from the measured value on the main display				
PWM filter			4th-order 300 Hz low-pass filter for measurements on variable speed drives of asynchronous motors				
Central Zero			VDC and IDC with central zero				
USB communication			With SX-DMM2 software – SCPI commands				
Measurement rate and bargraph			5 measurements per second and 61-segment bargraph for analogue function				
<b>General specifications</b>							
Display type			Transflective LCD with backlighting, broadened viewing angle and 16 mm digits 60,000-count* or 6,000-count double display				
PC interfaces			USB type B connector – SX-DMM2 software				
Mains power supply			Universal 230 V / 47-63 Hz / removable mains lead and 110V** version < 2 VA				
Safety / EMC			Safety as per IEC61010-1 (2001) 1000V-CATIII – EMC as per EN61326-1				
Environment			Storage: -20 °C to +70 °C – Operation: 0 °C to +40 °C				
Mechanical specifications			Dimensions (L x D x H): 295 x 295 x 95 mm – Weight: 1.85 kg				
Warranty			3 years				

\*60,000 counts

#### State at Delivery & References

**MX 5006** multimeter delivered with EU mains power cable, 1.5 m red straight/straight cable, 1.5 m black straight/straight cable, red CAT IV 1 kV test probe, black CAT IV 1 kV test probe, operating manual on CD and start-up guide on paper  
**> MX5006**

**MX 5060** multimeter delivered with EU mains power cable, 1.5 m red straight/straight cable, 1.5 m black straight/straight cable, red CAT IV 1 kV test probe, black CAT IV 1 kV test probe, operating manual on CD, start-up guide on paper and remote programming manual  
**> MX5060**

#### Accessories

SX-DMM software for bench-top multimeters **> SX-DMM2**  
 Set of 2 x BNC/banana leads with rear connection **> AG1066-Z**  
 Calibration kit **> P01196770**  
 K thermocouple with adapter **> P01102107Z**

#### Replacement parts

1.5 m mains power cable **> AG0416**  
 1000 V 11 A fuse (x5) **> P01297092**  
 1.80 m USB A/B cable **> P01295293**

\*\* MX5006-110 and MX5060-110 versions available on request



**FRANCE**  
 Chauvin Arnoux  
 190, rue Championnet  
 75876 PARIS Cedex 18  
 Tel: +33 1 44 85 44 38  
 Fax: +33 1 46 27 95 59  
 export@chauvin-arnoux.fr  
 www.chauvin-arnoux.fr

**UNITED KINGDOM**  
 Chauvin Arnoux Ltd  
 Unit 1 Nelson Ct, Flagship Sq, Shaw Cross Business Park  
 Dewsbury, West Yorkshire - WF12 7TH  
 Tel: +44 1924 460 494  
 Fax: +44 1924 455 328  
 info@chauvin-arnoux.co.uk  
 www.chauvin-arnoux.com

**MIDDLE EAST**  
 Chauvin Arnoux Middle East  
 P.O. BOX 60-154  
 1241 2020 JAL EL DIB - LEBANON  
 Tel: +961 1 890 425  
 Fax: +961 1 890 424  
 camie@chauvin-arnoux.com  
 www.chauvin-arnoux.com

For assistance and ordering

