






# Cable Protection Glands Polyamide

## Cable protection glands with lamellar clamping

- For cable bending protection.
- Easy assembly.
- High quality strain relief and sealing, reliable performance for standard industrial applications.
- Up-to-date international approvals.

### Technical Details

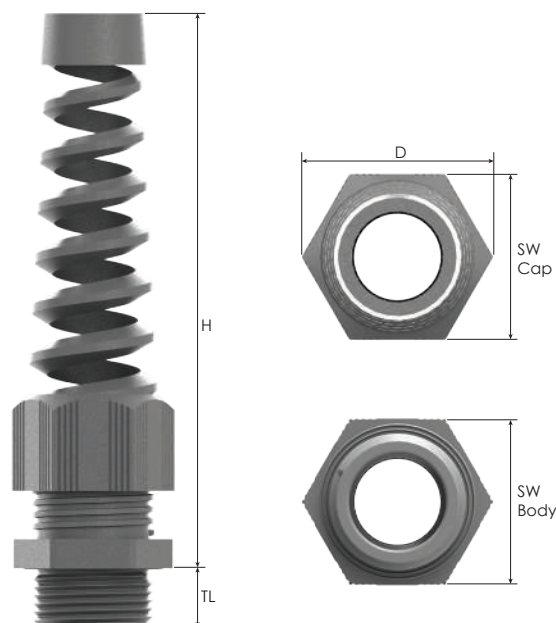
<b>Material</b>	<b>Body, Cap</b>	PA 6 (Polyamide 6)
	<b>Seal</b>	CR (Chloroprene)
<b>Ingress Protection Rating</b>		IP 68 - 5 Bar, 30 min IP 66
<b>Flammability</b>		V2 according to UL94
<b>Operating Temperature</b>	<b>Permanent</b>	-20 °C to +100 °C
	<b>Intermittent</b>	-30 °C to +150 °C
<b>Thread Type</b>		<ul style="list-style-type: none"> <li>• Metric EN 60423</li> <li>• PG DIN 40430</li> <li>• NPT ANSI B1.20.1</li> <li>• Gas ISO 228</li> <li>• Other thread types also available upon request.</li> </ul>
<b>Cable Type</b>		Non armoured
<b>Accessories</b>	<ul style="list-style-type: none"> <li>• Lock nuts</li> <li>• Reducing seals</li> <li>• Flat cable seals</li> <li>• Multihole seals</li> <li>• Gaskets (Washers)</li> </ul>	
	<ul style="list-style-type: none"> <li>• Different Seal types available.</li> <li>• In compliance with DIN EN 62444.</li> <li>• Accessories must be ordered separately.</li> <li>• We recommend the use of lock nuts and gaskets to ensure IP rating for rough surfaces or through holes.</li> <li>• Some approvals do not cover all sizes.</li> </ul>	
<b>Remarks</b>		Other colours on request: <ul style="list-style-type: none"> <li>• RAL 5015 (blue)</li> <li>• RAL 9003 (white)</li> <li>• RAL 3020 (red)</li> </ul>

Approvals	Certificate Number	Standards
	134171	DIN EN 62444
	115116_0_000	CSA C22.2
	E199260	UL514B CSA22.2 No 18.3-12 CSA22.2 No 94.2-15
<b>TYPE 4X</b>		UL50E
	SERCOVAM RES 107572	UL514B §8.26.7
	E-14046	EN62444

For more approvals: see our webpage.



## Cable Protection Glands Polyamide



### Thread Type **NPT** acc. to ANSI B1.20.1

Outer Thread Size (Male)	Clamping Range Ø min-max mm	Outer Thread Length TL mm	Spanner Width		Outer Ø D mm	max. Height H mm	Part Number			Minimum Order Quantity
			Cap mm	Body mm			RAL 7035 light grey	RAL 7001 grey	RAL 9005 black	
NPT 3/8"	3,0 - 7,0	15,0	22	22	25,1	83,2	BNSPA-11R	BNSPA-01R	BNSPA-21R	1000
	5,0 - 10,0	15,0	22	22	25,1	83,2	BNSPA-11	BNSPA-01	BNSPA-21	1000
NPT 1/2"	5,0 - 9,0	15,0	24	24	27,6	96,5	BNSPB-12R	BNSPB-02R	BNSPB-22R	750
	6,0 - 12,0	15,0	24	24	27,6	96,5	BNSPB-12	BNSPB-02	BNSPB-22	750
	7,0 - 12,0	15,0	27	27	30,5	106,4	BNSPC-12R	BNSPC-02R	BNSPC-22R	500
	10,0 - 14,0	15,0	27	27	30,5	106,4	BNSPC-12	BNSPC-02	BNSPC-22	500
NPT 3/4"	9,0 - 16,0	15,0	33	33	37,8	118,9	BNSPD-13R	BNSPD-03R	BNSPD-23R	250
	13,0 - 18,0	15,0	33	33	37,8	118,9	BNSPD-13	BNSPD-03	BNSPD-23	250

### Thread Type **PG** acc. to DIN 40430

Outer Thread Size (Male)	Clamping Range Ø min-max mm	Outer Thread Length TL mm	Spanner Width		Outer Ø D mm	max. Height H mm	Part Number			Minimum Order Quantity
			Cap mm	Body mm			RAL 7035 light grey	RAL 7001 grey	RAL 9005 black	
PG 7	2,0 - 5,0	8,0	15	15	16,6	58,0	BSRP-11	BSRP-01	BSRP-21	2000
	3,0 - 6,5	8,0	15	15	16,6	58,0	BSSP-11	BSSP-01	BSSP-21	2000
PG 9	2,0 - 6,0	8,0	19	19	21,5	68,4	BSRP-12	BSRP-02	BSRP-22	1500
	4,0 - 8,0	8,0	19	19	21,5	68,4	BSSP-12	BSSP-02	BSSP-22	1500
PG 11	3,0 - 7,0	8,0	22	22	25,1	83,2	BSRP-13	BSRP-03	BSRP-23	1000
	5,0 - 10,0	8,0	22	22	25,1	83,2	BSSP-13	BSSP-03	BSSP-23	1000
PG 13,5	5,0 - 9,0	10,0	24	24	27,6	96,5	BSRP-14	BSRP-04	BSRP-24	750
	6,0 - 12,0	10,0	24	24	27,6	96,5	BSSP-14	BSSP-04	BSSP-24	750
PG 16	7,0 - 12,0	10,0	27	27	30,5	106,4	BSRP-15	BSRP-05	BSRP-25	500
	10,0 - 14,0	10,0	27	27	30,5	106,4	BSSP-15	BSSP-05	BSSP-25	500
PG 21	9,0 - 16,0	11,0	33	33	37,8	118,9	BSRP-16	BSRP-06	BSRP-26	250
	13,0 - 18,0	11,0	33	33	37,8	118,9	BSSP-16	BSSP-06	BSSP-26	250

### Thread Type **G** acc. to G ISO 228

Outer Thread Size (Male)	Clamping Range Ø min-max mm	Outer Thread Length TL mm	Spanner Width		Outer Ø D mm	max. Height H mm	Part Number			Minimum Order Quantity
			Cap mm	Body mm			RAL 7035 light grey	RAL 7001 grey	RAL 9005 black	
G 3/8"	3,0 - 7,0	11,0	22	22	25,1	83,2	BFS-11R	BFS-01R	BFS-21R	1000
	5,0 - 10,0	11,0	22	22	25,1	83,2	BFS-11	BFS-01	BFS-21	1000
G 1/2"	5,0 - 9,0	10,0	24	24	27,6	96,5	BFS-12R	BFS-02R	BFS-22R	750
	6,0 - 12,0	10,0	24	24	27,6	96,5	BFS-12	BFS-02	BFS-22	750
	7,0 - 12,0	11,0	27	27	30,5	106,4	BFS-13R	BFS-03R	BFS-23R	500
	10,0 - 14,0	11,0	27	27	30,5	106,4	BFS-13	BFS-03	BFS-23	500
G 3/4"	9,0 - 16,0	12,0	33	33	37,8	118,9	BFS-14R	BFS-04R	BFS-24R	250
	13,0 - 18,0	12,0	33	33	37,8	118,9	BFS-14	BFS-04	BFS-24	250